


MORE COMPLETE
NO MISSING AUXILIARY OR MED-PASS LABELS. EVERYTHING PRINTED EVERY TIME.

MORE EFFICIENT
NO WASTEFUL WALKING AND SORTING. LABELS PRINT WHERE NEEDED.

MORE FLEXIBLE
NO MORE LIMITATIONS. ROUTES LABELS TO BEST MATCH YOUR OPERATION.



▼
LABEL PRINTING

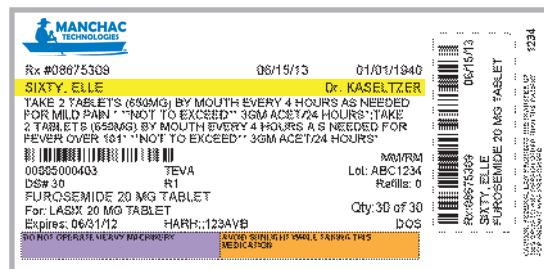
Smarter Prescription Printing Made Simple

DOSIS mPAQ Printing can be a pharmacy's most effective way to implement workflow changes that will have a **significant impact** to daily pharmacy operations. **No more manually applying** time-pass labels, auxiliary labels, or any other hand-applied labels to your prescriptions.

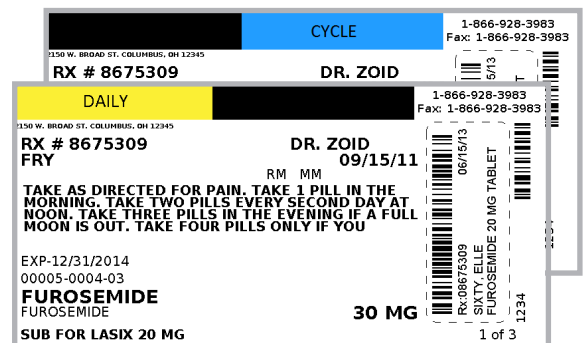
mPAQ Printing **interfaces seamlessly** with your pharmacy management software to provide you with **better control** and **more features** for printing prescription labels. mPAQ is a complete, **configurable printing** system that routes and formats all labels printed throughout the pharmacy to maximize efficiency.

By printing at each work center, mPAQ Printing:

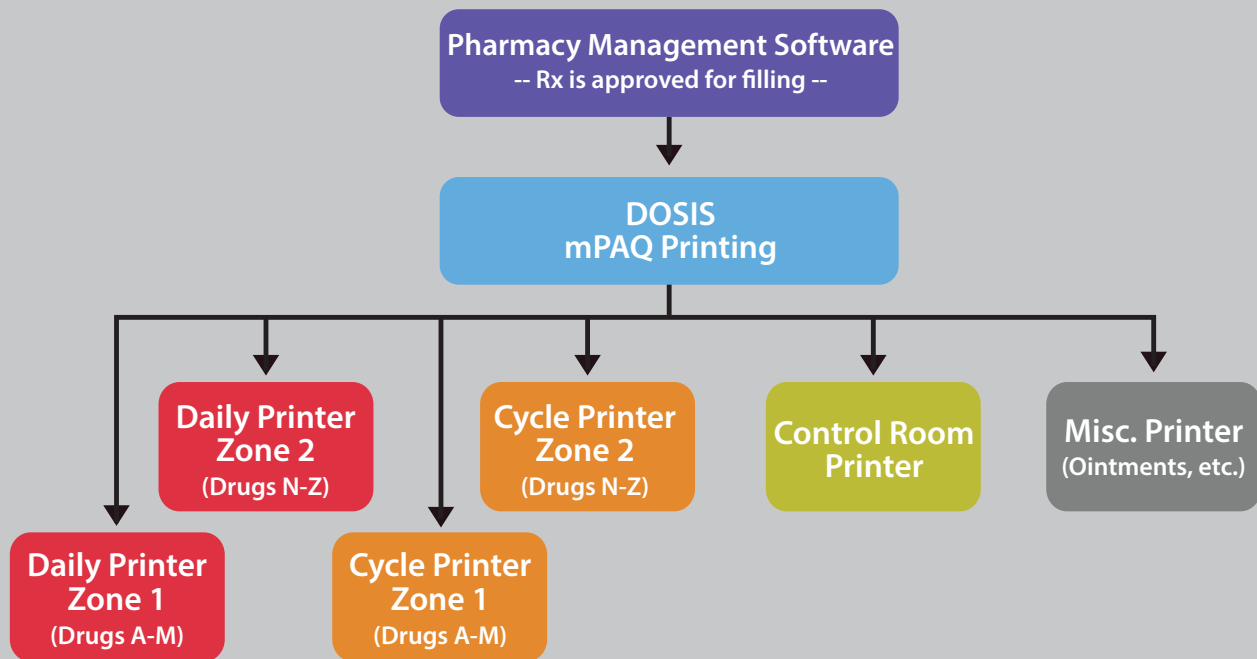
- Levels the work load across technicians
- Enables technicians to spend more time filling
- Reduces label sorting mistakes
- Decreases missing labels
- Eliminates walking between work stations and centralized printer(s)



Auxiliary Label Example



Daily / Cycle Label Examples



mPAQ Printing begins with our proven pharmacy software interface. DOSIS software has been interfacing with different LTC pharmacy management software vendors for years. All data transmitted from the pharmacy management software can be used to route and format labels within mPAQ processing.

The label format is also rule-based: print what is needed on each type of prescription. Highlight new prescriptions or cycles differently than other prescriptions. Print duplicate labels for narcotic records if desired. Use special formats for unique customer facilities.

Color-coded med-pass labels can be generated automatically based on your data. Hours of Admin can be grouped differently for each of your customer facilities. Eliminating the need to manually add med-pass stickers greatly reduces the chances of errors. Your customers will have higher confidence in your ability to deliver an accurate product.

Using your desired rules, labels can be printed at different locations throughout the pharmacy based on:

- Work zones (drugs A-F, G-M, ...)
- Cycle vs. Daily
- New vs. Refill
- Type of med (narcotics, ointments, pre-pack, ...)
- Priority

mPAQ Printing integrates smoothly with other DOSIS products such as L60 robots and cTRAQ prescription sorting. If multiple DOSIS products are deployed in your pharmacy, they are all driven by a single interface with your pharmacy software.

As you make changes in your pharmacy operation, mPAQ Printing can be easily adapted to your new configuration. Remove the limitations of printing in your pharmacy and improve your workflow today!

The Leading Provider in Long Term Care Automation.

Because mPAQ Printing is a DOSIS product, your pharmacy is supported by Manchac Technologies' outstanding customer service professionals.

2015.15.06



877.626.2422

www.dosis.com
sales@manchac.com